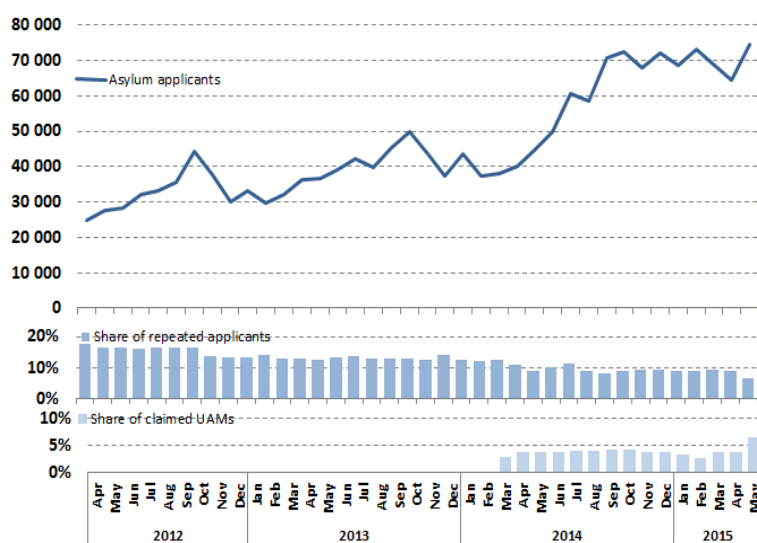


## Latest asylum trends and main countries of origin (May 2015)

### 1. Number of applicants for international protection in the EU+<sup>1</sup>

Following two months of decline, in **May** the total number of applicants recorded by EU+ countries rose 16 % compared to April and reached a new highest level (74 371) since European data collection started in 2008. Compared to May 2014, the total number of applicants was 67 % higher. The main countries of origin, apart from the Western Balkans, were also those with the strongest rise in the number of first-time applicants: Syria, Afghanistan, Iraq and Eritrea.

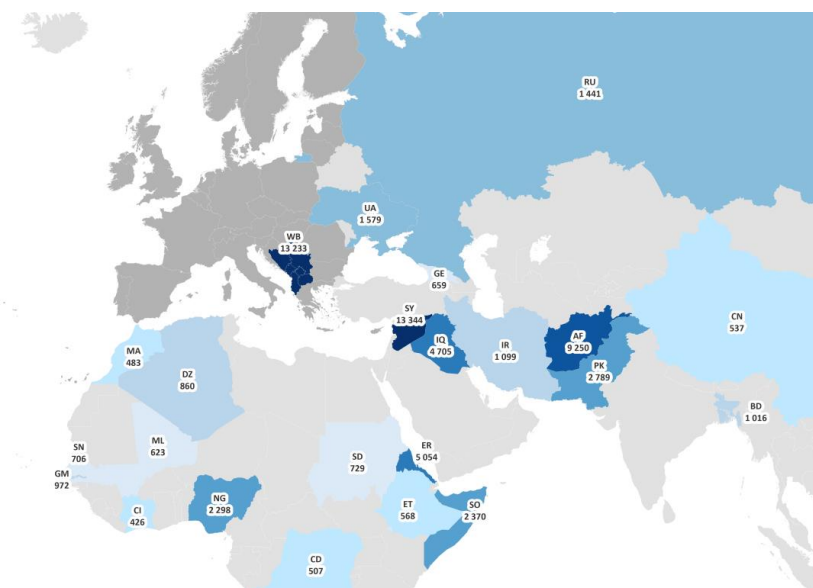


The share of repeated applicants reported by EU+ countries decreased to about 7 % of the total, the lowest share recorded in the last three years.

In contrast, the number of claimed unaccompanied minors (UAMs) doubled in May compared to April and totalled 4 838. The share of applicants who claim to be UAMs at the moment of lodging an application reached 7 % of the total number of applicants in the EU+, the highest monthly share since March 2014. Citizens of Afghanistan continued to represent the main group of claimed UAMs (41%), followed by Eritreans (19 %) and Somalis (9 %).

### 2. Main countries of origin of applicants in EU+ countries in May 2015

The map below displays the main countries of origin of asylum applicants recorded by EU+ countries in May 2015. **Syria was the most frequent citizenship of applicants in the EU+**. Following six months of high numbers of applicants from the Western Balkan countries, in May applicants from Syria outnumbered nationals of the six Western Balkan (WB) countries considered together. While applications from Syrians have increased since February 2015, the number of WB applicants



has declined steadily since the peak recorded in February, falling to 13 233 applicants in May 2015.

The number of Albanians applying in May increased by 3 %, with the total registered in the first five months of 2015 exceeding the total registrations in the EU+ throughout all of 2014.

The number of applicants from **Afghanistan, the second ranked citizenship, rose by 62 % in May** compared to April and totalled over **9 000 applicants**.

<sup>1</sup> The EU+ is composed of EU-28 plus Norway and Switzerland. The share of repeated applicants is the proportion of repeated applicants in the total number of applicants for international protection. The share of UAM (unaccompanied minors) represents the proportion of asylum applicants claiming to be below the age of 18 years in the total number of applicants. It is important to emphasise that this term 'unaccompanied minor' here refers to applicants claiming to be minors and for whom an age assessment has not necessarily been carried out before provision of the data.

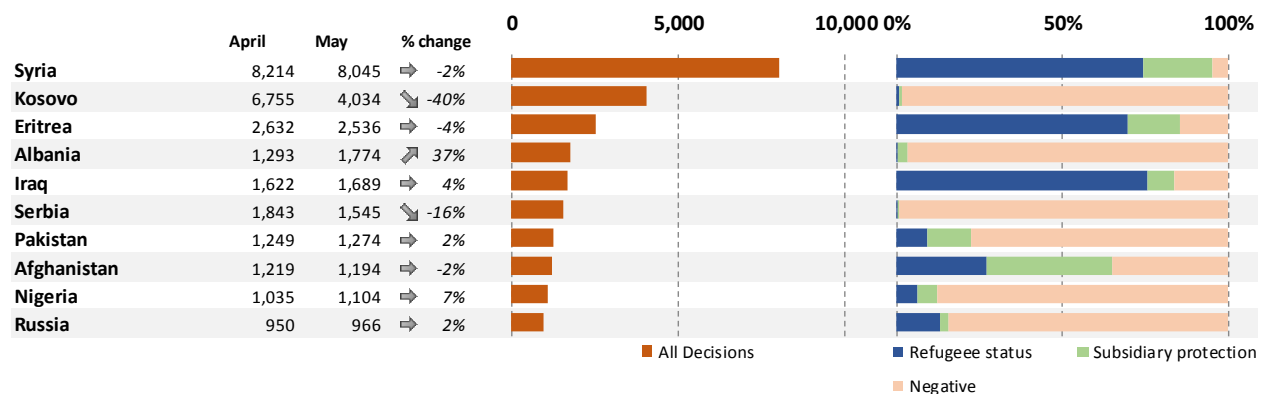
**Syria** – In May 2015, EU+ countries received 13 344 Syrian applicants, a rise of 18 % compared to April and the third consecutive month of double-digit growth. Germany remained the main destination country for Syrian applicants, followed by Hungary and Austria. With regard to the distribution of applicants, a total of 16 EU+ countries reported Syria in their national top three main countries of origin in May 2015, three countries less than in April.

**Western Balkan nationals (WB)** – Applicants from the six WB countries considered together submitted 13 233 applications for international protection in EU+ countries, a decrease of 19 % compared to April. Following two months of strong contraction, the number of **Kosovar applicants<sup>2</sup> dropped further in May** with 3 000 less than in April, while the number of Albanian applicants remained at the high levels recorded in April. **For the first time since 2008, Albania ranked first among the six WB countries**, accounting for 44 % of the WB influx. For the sixth consecutive month, the number of Serbian applicants decreased in May and totalled close to 2 300 applicants.

**Afghanistan** – The number of Afghan applicants grew for the third consecutive month and rose to 9 250 in May 2015, an increase of 62 % compared to April and represented the highest monthly level since 2008. Hungary remains the main destination country for Afghan applicants, followed by Austria and Germany. 98 % of Afghans applying in May were first time applicants, showing an increase compared to May last year, when the same group accounted for 88 % of the total.

**Eritrea** – With an increase of more than 150 % compared to April, **the number of Eritrean applicants rose** to 5 054 on a par with the number registered in May of the previous year. The increase reflects a rise similar to that experienced last year at the same period. In the EU+, the main countries of destination for Eritreans in May were **Sweden, the Netherlands and Switzerland**. Together, these three EU+ countries comprised 60 % of the total number of Eritrean applicants recorded in the EU+ in May 2015.

### 3. Number and type of decisions issued in first instance in EU+ countries



In May 2015, EU+ countries issued 37 724 decisions at first instance, a decrease of 10 % compared to the previous month, but 36 % higher than the level recorded in May 2014. In the EU+ as a whole, **the share of positive decisions was 44 % of total decisions in first instance**, three percentage points higher than in April 2015.

Syrians continued as the citizenship receiving the highest number of decisions at first instance. 95 % of decisions resulted in a positive outcome, with 74 % granting refugee status and 21 % granting subsidiary protection. In May 2015, the number of **decisions issued on Kosovar cases decreased by 40 %** compared to April, however there were more decisions issued to Kosovars than the number of Kosovar applicants recorded in May. About 98 % of all first instance decisions issued to Kosovar applicants were negative.

Following the recent increase in the number Albanian applicants, **EU+ countries issued 37 % more first instance decisions on Albanian cases** than in April. The recognition rate for Albanian applicants in the EU+ as a whole was 3 % in May, significantly lower than the 11 % recorded in March 2015 and the 7 % in April. Despite the rise in the number of applicants from Afghanistan and Eritrea, the number of decisions issued in May to applicants from these two countries of origin remained relatively unchanged compared to April.

<sup>2</sup> This designation is without prejudice to positions on status and is in line with United Nations Security Council Resolution 1244/99 and the advisory opinion of the International Court of Justice on the Kosovo declaration of independence.